

# Shinhoo




## HOUSEHOLD PUMPS

Anhui Shinhoo Canned Motor Pump Co., Ltd.

Address: No.780, Ming Chuan Road, High-Tech Zone,  
Hefei, Anhui, P.R China  
Tel.: +86-551-62379807  
E-mail: info@shinhoodump.com

For information only. Technical modifications are possible.  
All rights reserved.

MADE TO LAST FOR YEARS




# CONTENTS

01 Household Pumps


02 Permanent magnet centrifugal pump

03 Swimming pool pumps



MADE TO LAST FOR YEARS

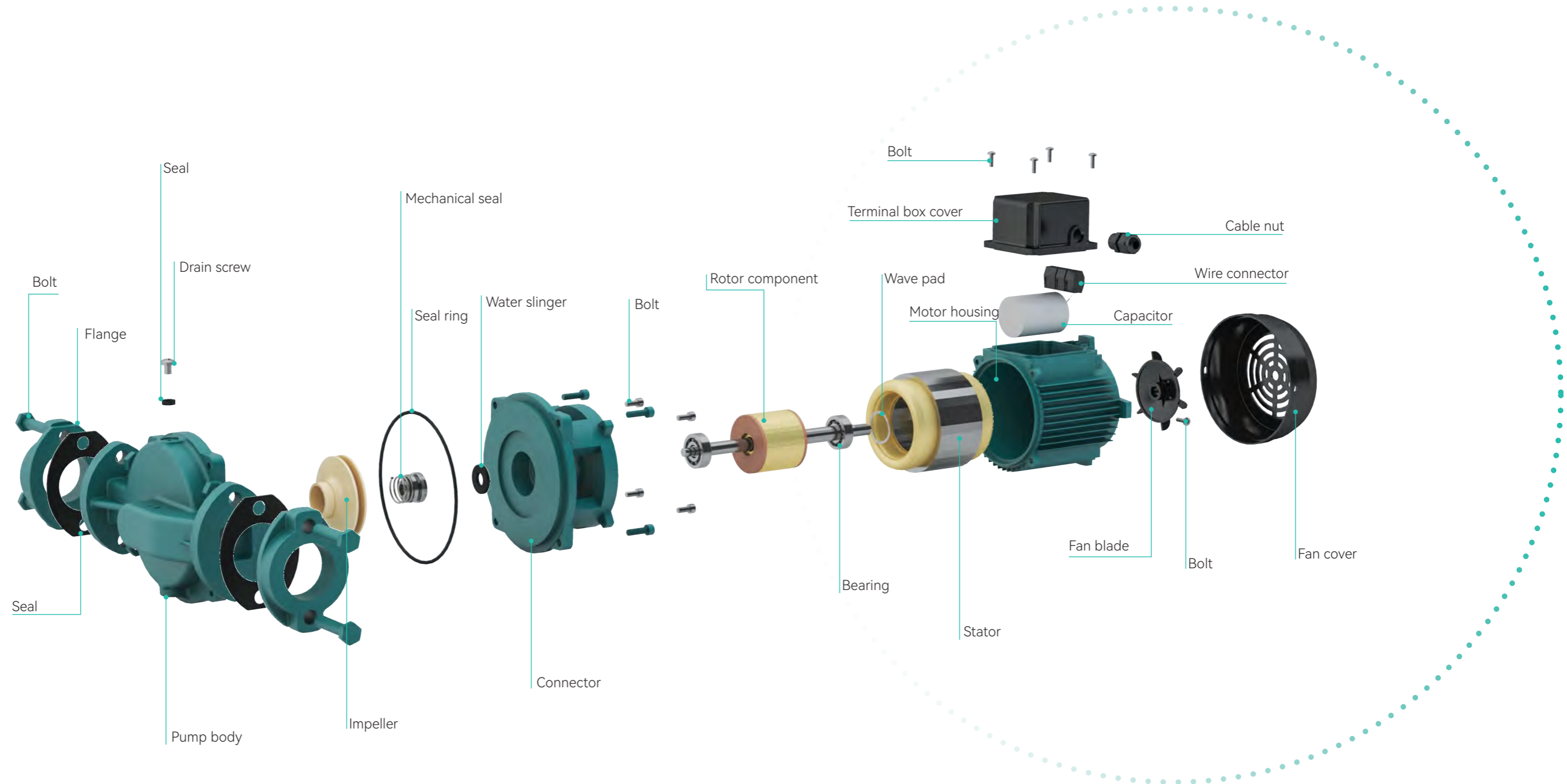
## Household Pumps



### Application:

1. Hot water circulation and heating system
2. Air/Ground source heat pump system
3. Industrial circulation system
4. Solar energy system
5. Cleaning and garden irrigation system
6. HVAC circulation system
7. Home and commercial water supply system
8. Boiler water supply system
9. Cooling water system

# Structural Diagram





# AP Series

## HOT WATER CIRCULATING PUMP

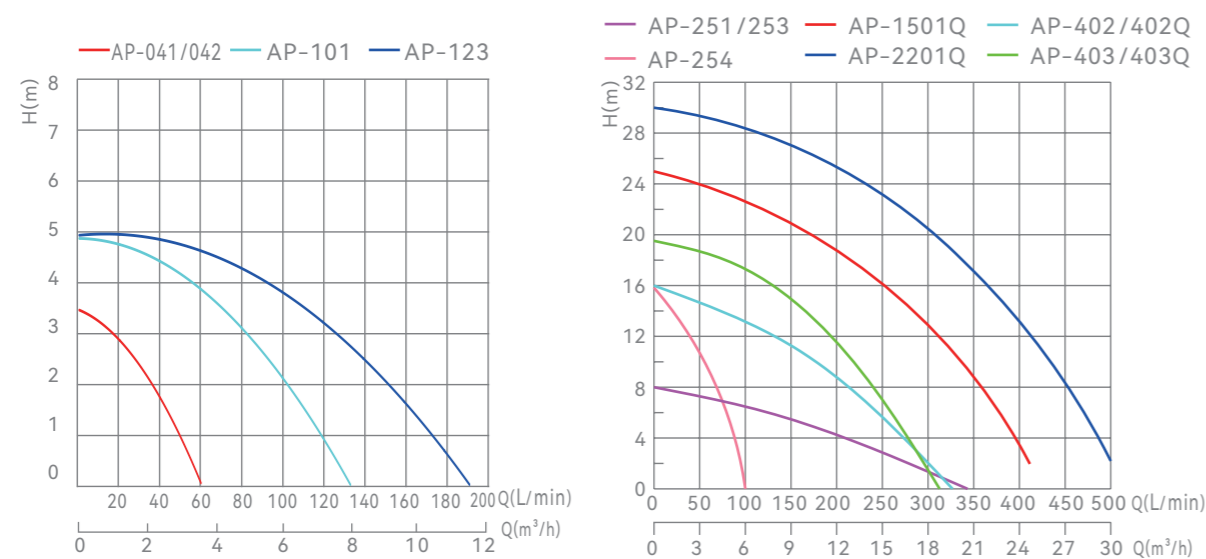
### Product advantages

1. Pipe installation, easy connection
2. Compact structure, space saving
3. Low noise, long service life
4. High quality mechanical seal, reliable and easy maintenance
5. Painted appearance, simple and elegant

### Technical parameter

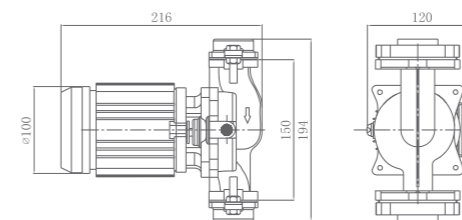
Power supply	1~220V/50Hz , 3~380V/50Hz
Motor protection	Single-phase motor with thermal protection, three-phase motor without
IP protection	IP22 , IP44 , IP55
Insulation	F
(RH) Humidity	≤95%
System pressure	0.2Mpa , 0.3Mpa , 0.5Mpa
Certificate	CE
Ambient temperature	0~40°C
Liquid temperature	0~90°C (clean water)

# Performance Curve

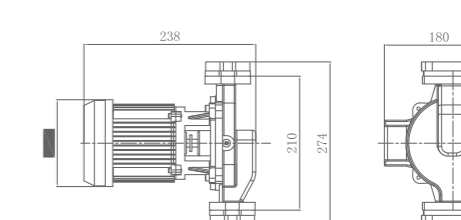


## Installation dimensions

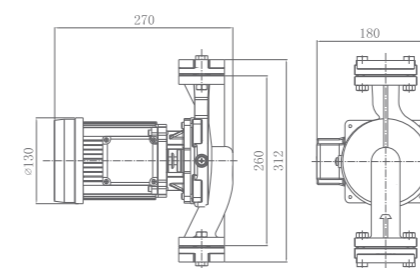
Model:AP-041/042



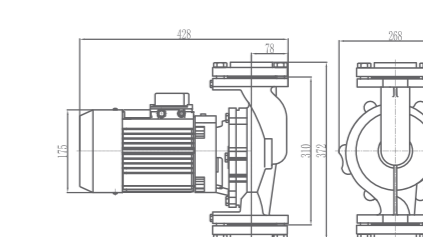
Model:AP-101



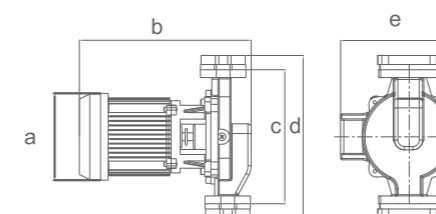
Model:AP-254



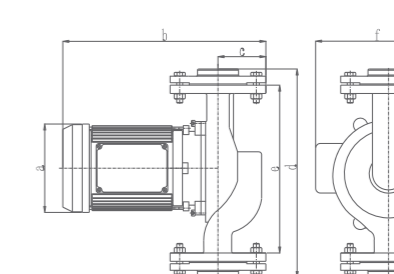
Model:AP-1501Q/2201Q



Model:AP-123/251/253



Model:AP-402/402Q//403/403Q



MODEL	a	b	c	d	e	f
AP-123	φ130	275	260	312	180	/
AP-251	φ148	290	290	345	190	/
AP-253	φ148	290	290	345	190	/
AP-402	φ148	335	80	335	280	224
AP-403	φ148	335	80	335	280	224
AP-403Q	φ148	365	80	335	280	224

# Related Products

AP-041/042



AP-101



AP-123/251/253



AP-254



AP-402/403/403Q




AP-1501Q/2201 Q




## Product parameter

Model	AP-041	AP-042	AP-101	AP-123	AP-251	AP-253	AP-254	AP-402	AP-403	AP-403Q	AP-1501Q	AP-2201Q
Electrical connection												
Power supply	1-220V/50Hz						3-380V/50Hz					
Input power (W)	90	90	200	220	410	400	330	850	1000	1000	1750	2800
Output power (W)	40	40	100	125	250	250	250	750	750	750	1500	2200
Application												
Transmission medium	Clean water											
Medium temperature(°C)	0-90											
Maximum head (m)	3.5	3.5	5	5	7.5	7.5	15	16	20	20	25	30
Maximum flow(L/min)	60	60	130	190	230	230	100	310	300	300	417	467
Rated flow (L/min)	28	28	85	135	190	190	50	180	130	130	266	308
Rated head (m)	2.5	2.5	3	3	4	4	10	10	16	16	15	20
Inlet size (mm)	25	32	40	50	65	50	40	80	50	50	50	50
Outlet size (mm)	25	32	40	50	65	50	40	80	50	50	50	50
Maximum pressure (bar)	2.0	2.0	2.0	2.0	2.0	2.0	3.0	5.0	5.0	5.0	5.0	5.0
Protection level	IP22	IP22	IP22	IP22	IP22	IP22	IP44	IP44	IP44	IP55	IP55	IP55
Weight (kg)	3.5	3.5	7.6	9.6	14	14	9	17.5	19	19	33	35
Material												
Pump body	Cast iron											
Impeller	Engineering plastic						Brass			Cast iron		
Shaft	Stainless steel											
Mechanical seal	Graphite & ceramic / graphite & silicon carbide											

# Structural Diagram





# AHB Series

## Household Pump

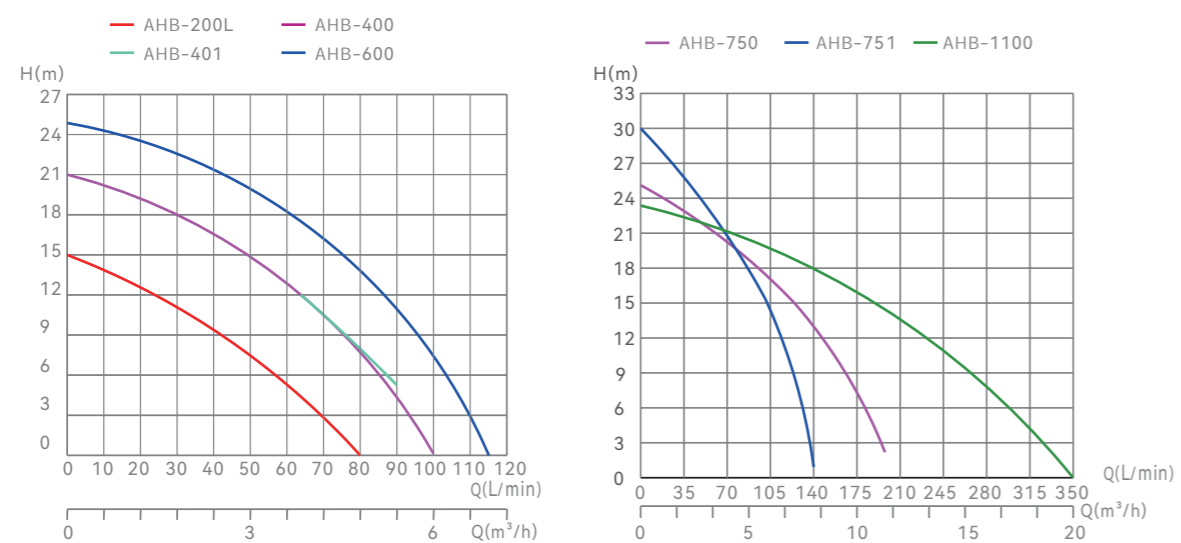
### Product advantages

1. The pump body is coated with a special coating, Rust resistance
2. Low noise and high head
3. Compact structure and light appearance
4. High quality mechanical seal, reliable and easy to maintain
5. Painted appearance, simple and elegant

### Technical parameter

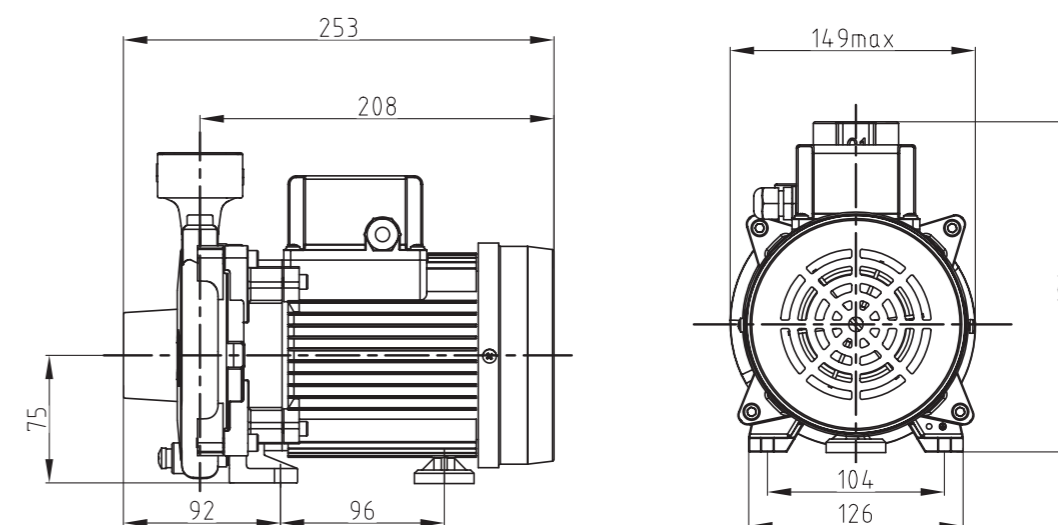
Power supply	1~220V/50Hz , 3~380V/50Hz
Motor protection	Single-phase motor with thermal protection, three-phase motor without
IP protection	IP44
Insulation	F
(RH) Humidity	≤95%
System pressure	0.4Mpa.0.5Mpa
Certificate	CE
Ambient temperature	0~40°C
Liquid temperature	0~90°C (clean water)

# Performance Curve

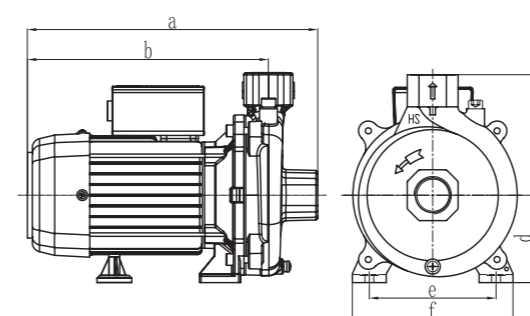


## Installation dimensions

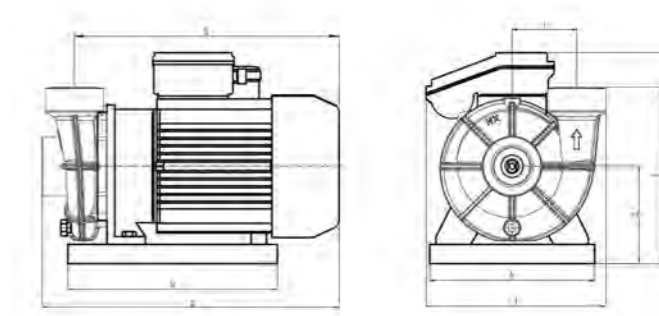
Model: AHB-200L



Model: AHB-400/600/750/751




Model: AHB-1100



MODEL	a	b	c	d	e	f	g	h	i
AHB-400	283	243	219	94	124	172	172	172	172
AHB-600	306	258	230	98	142	180	180	180	180
AHB-750	322	269	233	98	142	180	180	180	180
AHB-751	315	269	234	98	142	180	180	180	180
AHB-1100	384.5	345	275	126	/	240	294.5	219	85

# Related Products



AHB-200L



AHB-600




AHB-1100

## Product parameter

Model	AHB-200L	AHB-400	AHB-401	AHB-600	AHB-750	AHB-751	AHB-1100
Electrical connection							
Power supply	1-220V/50Hz		1-220V 50Hz 3-380V/50Hz		1-220V/50Hz		
Input power (W)	320	680	660	880	1100	1250	1500
Output power (W)	200	400	400	600	750	750	1100
Application							
Transmission medium	Clean water						
Medium temperature(°C)	0~90						
Performance parameter							
Maximum head (m)	15	21	21	25	25	30	23
Maximum flow (L/min)	80	100	90	115	200	125	360
Rated flow (L/min)	38	50	50	50	110	80	220
Rated head (m)	10	15	15	20	17.5	20	15
Inlet size (mm)	25	32	25	25	32	32	50
Outlet size (mm)	25	32	25	25	32	32	50
Maximum pressure (bar)	5.0	5.0	5.0	5.0	4.0	4.0	4.0
Protection level	IP44	IP44	IP44	IP44	IP44	IP44	IP44
Weight (kg)	7.2	11	11	12	13	13	21

# Structural Diagram





# AHM Series

## Horizontal multi-stage centrifugal water pump

### Product advantages

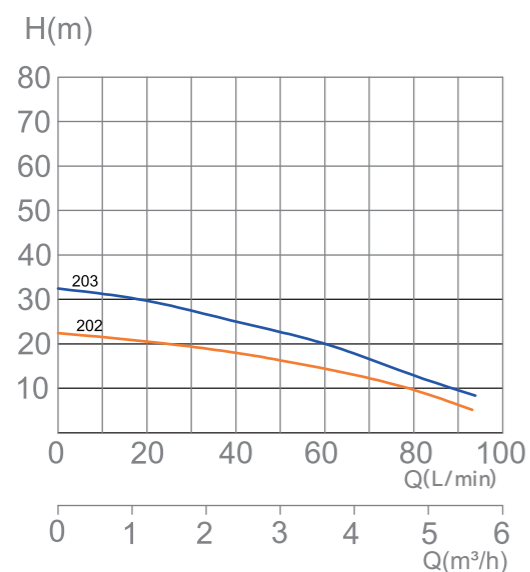
1. Water-passing parts are made of stainless steel
2. Multi-stage impeller, high head
3. High quality mechanical seal, reliable and easy to maintain
4. NSK bearings, long life, low noise
5. Painted appearance, simple and elegant

### Technical parameter

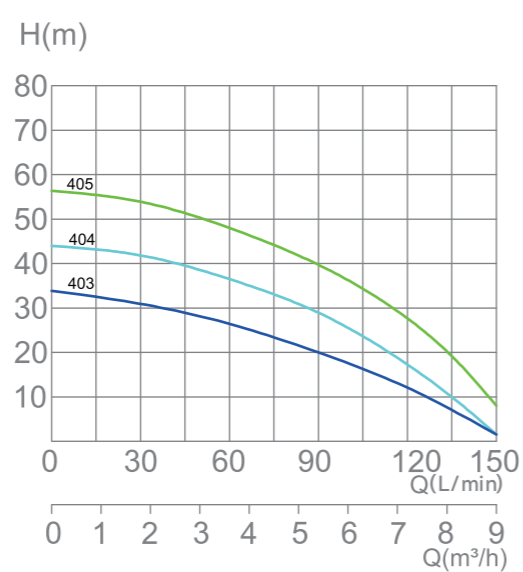
Power supply	1~220V/50Hz , 3~380V/50Hz
Power supply	Single-phase motor with thermal protection, three-phase motor without
IP protection	IP54
Insulation	F
(RH) Humidity	≤95%
System pressure	1MPa
Certificate	CE
Ambient temperature	0~40°C
Liquid temperature	0~90°C (clean water) , -15~110°C (Water+ethylene glycol (≤ 50%) mixture)

# Performance Curve

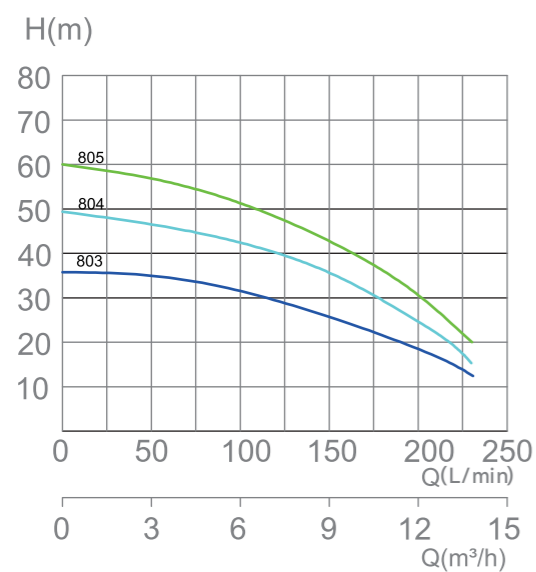
Model:AHM 202-203



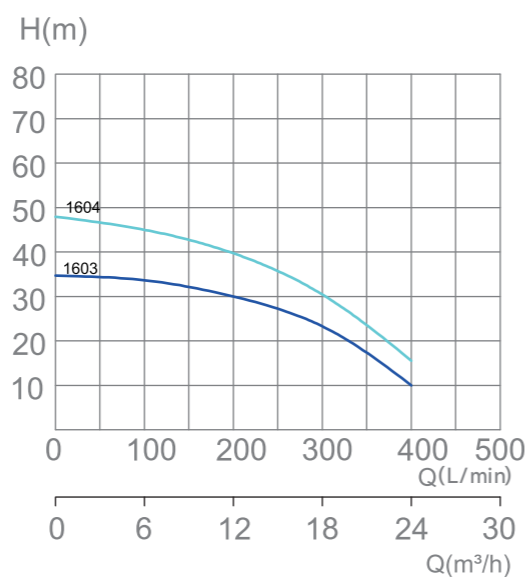
Model:AHM 403-405



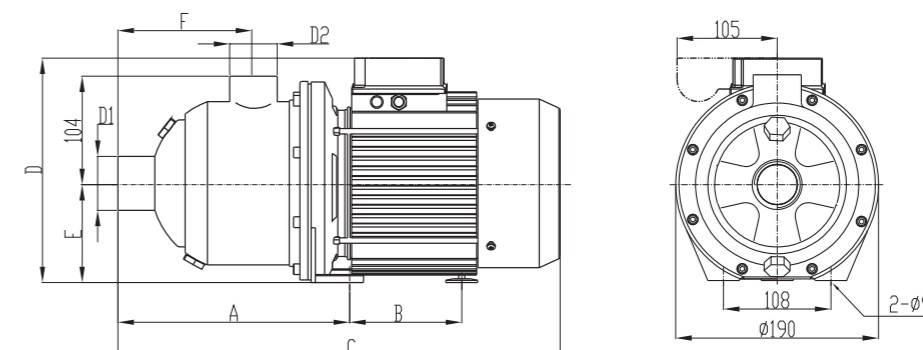
Model:AHM 803-805



Model:AHM 1603-1604



## Installation dimensions



## Product parameter

Model	Rated power (kw)	Rated current (A)			ΦD1	ΦD2	A	B		C		D		E		F	1-220V
		1-220V	3-220V	3-380V				1-220V	3-380V	1-220V	3-380V	1-220V	3-380V				
AHM202	0.37	2.58	1.89	1.09	1"	1"	205	85	85	375	375	205	198	90	90	107	9
AHM203	0.55	3.46	2.56	1.48	1"	1"	205	85	85	375	375	205	198	90	90	10	9
AHM403	0.55	3.46	2.56	1.48	1½"	1"	201	85	85	371	371	205	198	90	90	104	10.4
AHM404	0.75	4.85	3.01	1.74	1½"	1"	250	100	100	448	448	210	198	90	90	15	13.6
AHM405	1.10	6.55	4.40	2.54	1½"	1"	250	100	100	448	448	210	213	90	90	133	15.4
AHM803	1.10	6.55	4.40	2.54	1½"	1½"	212	100	100	410	410	210	213	90	90	11	14.5
AHM804	1.50	9.15	6.10	3.52	1½"	1½"	272	145	145	500.5	500.5	227	230	100	100	175	18.3
AHM805	1.85	—	6.95	4.01	1½"	1½"	272	—	145	—	500.5	—	230	—	100	17	—
AHM1603	1.85	—	6.95	4.01	2"	1½"	233	—	145	—	461.5	—	230	—	100	136	—
AHM1604	2.20	—	9.70	5.60	2"	1½"	278	—	145	—	506.5	—	230	—	100	18	—

Model	AHM200	AHM400	AHM800	AHM1600
Power supply	1-220V/50Hz 3-380(220)V/50Hz			3-380(220)V/50Hz
Application	Clean water			
Transmission medium	Clean water			
Medium temperature(°C)	0~90°C (Clean water) , -15~110°C (Water + ethylene glycol (≤50%) mixed liquid)			
Performance parameter				
Maximum head (m)	69	65	59	48
Maximum flow(L/min)	83	133	216	433
Maximum pressure (bar)	10			
Protection level	IP54			
Material				
Pump body	Stainless steel			
Impeller	Stainless steel			
Shaft	Stainless steel			
Mechanical seal	Graphite & silicon carbide			

# Structural Diagram



## Product advantages

1. Constant pressure water supply
2. Automatic energy-saving operation
3. Multiple protection functions
4. Automatic stand-by
5. Automatic start function when power is on

## Technical parameter

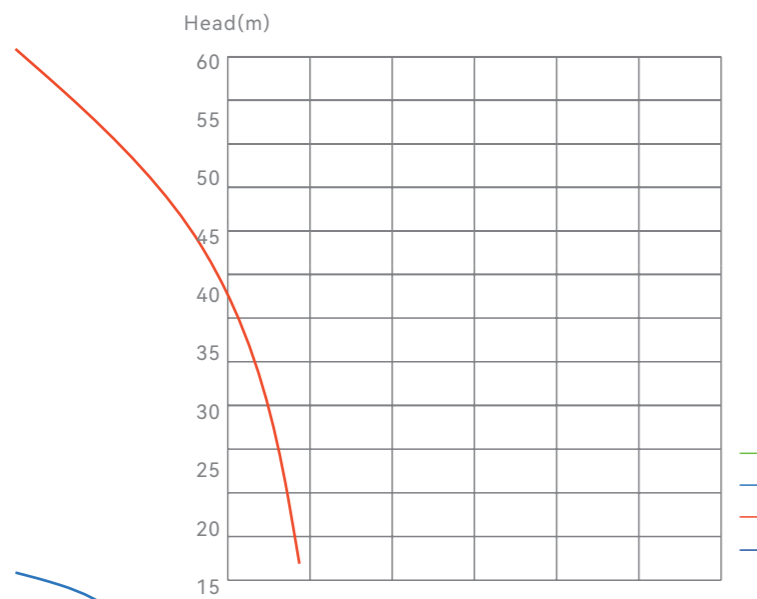
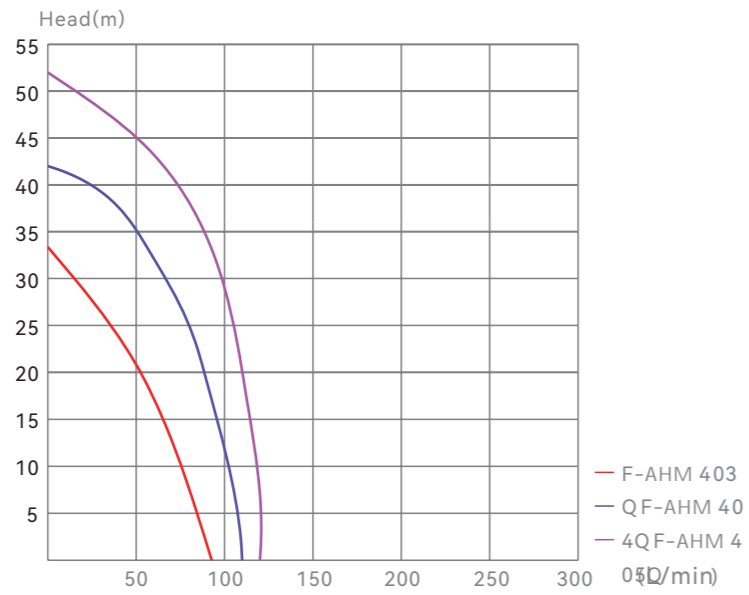
Power supply voltage	1~220V/50Hz , 3~380V/50Hz
Motor protection	Single-phase motor with thermal protection, three-phase motor without
IP protection	IP42
Insulation	F
(RH) Humidity	≤95%
System pressure	0.7Mpa
Certificate	CE
Ambient temperature	0~40°C
Liquid temperature	0~90°C (Clean water) , -15~110°C (Water+ethylene glycol (≤ 50%) mixture)



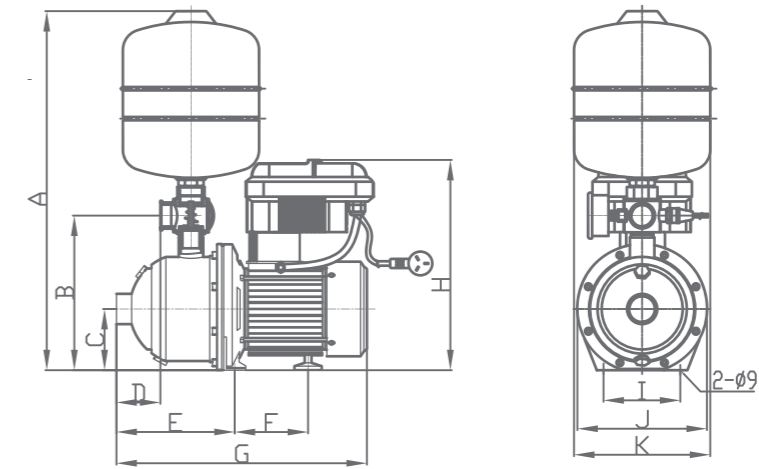
# F-AHM Series

Horizontal multi-stage variable  
frequency pump

# Performance Curve



## Installation dimensions



Model	Rated power (kW)	A	B	C	D	E	F	G	H	I	J	K
F-AHM403Q	0.55	525	225	90	64.5	201	85	371	308	108	φ190	200
F-AHM404Q	0.75	525	225	90	101	250	100	448	308	108	φ190	200
F-AHM405Q	1.1	565	225	90	101	250	100	448	316	108	φ190	200
F-AHM803Q	1.1	570	226.5	90	76.5	212	100	410	316	108	φ190	200
F-AHM804Q	1.5	570	228	90	137	272	145	500.5	331	108	φ190	200
F-AHM805Q	1.85	570	228	90	137	272	145	500.5	331	108	φ190	200
F-AHM1603Q	1.85	570	228	90	89.5	233	145	461.5	331	108	φ190	200

## Product parameter

	F-AHM400Q	F-AHM800Q	F-AHM1600Q
Power supply	Input single-phase 220v/50Hz,output single-phase 220v/50Hz		Input three-phase 380v/50Hz,output three-phase 220v/50Hz
Application	Clean water		
Transmission medium	Clean water		
Medium temperature(°C)	0~90°C (Clean water) .-15~110°C (Water+ethylene glycol (≤ 50%) mixture)		
Performance parameter			
Maximum head (m)	57	59	36
Maximum flow(L/min)	8	12	26
Inlet size	1 1/4"	1 1/2"	2"
Outlet size	1"	1 1/4"	1 1/2"
Protection level	IP42		
Maximum pressure (bar)	7		

MADE TO LAST FOR YEARS



### Application:

1. Commercial water boosting
2. Domestic groundwater extraction
3. Domestic water supply boosting

Permanent magnet  
centrifugal pump



## Application

- Commercial water boosting
- Domestic groundwater extraction
- Domestic water supply boosting

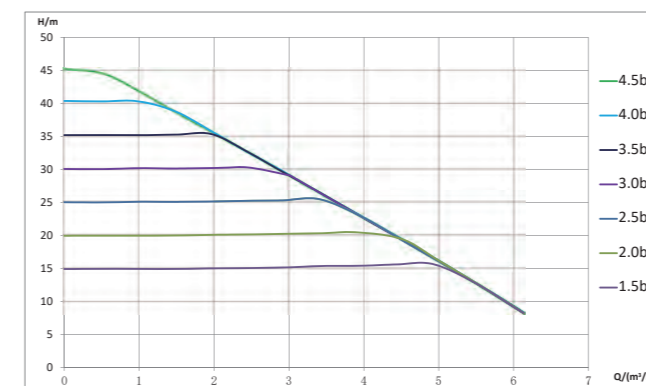


## Operation Condition

Model	PFM03-30EC Pro	PFM03-30EC	PFB06-22EC
Voltage	220V/50Hz	220V/50Hz	AC 220V/50Hz
Liquid PH	6.5 ~ 8.5	6.5 ~ 8.5	6.5 ~ 8.5
Maximum particle size	0.1mm	0.1mm	0.1mm
Medium temperature	0°C ~ 50°C	0°C ~ 50°C	0°C ~ 90°C
Ambient temperature	0°C ~ 55°C	0°C ~ 55°C	0°C ~ 40°C
Voltage fluctuation range	±10%	±10%	±10%

## Performance curve

Model: PFM03-30EC Pro / PFM03-30EC

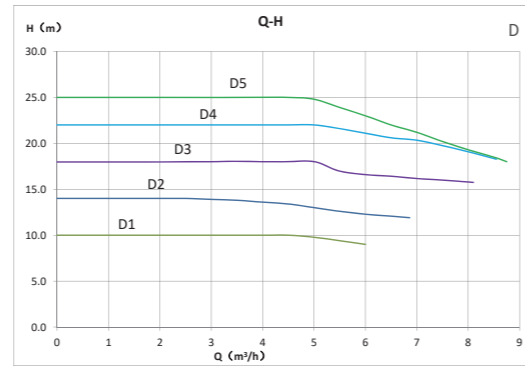
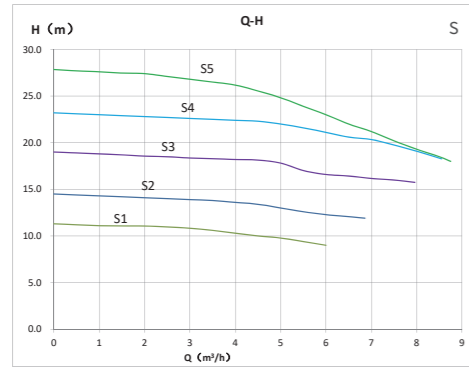


# Constant home booster

Permanent magnet centrifugal pump

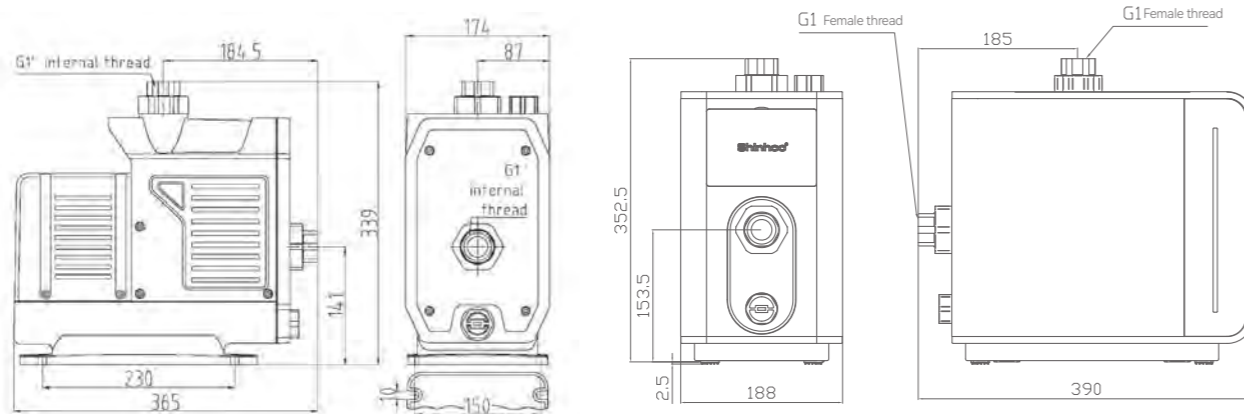


Model: PFB06-22EC

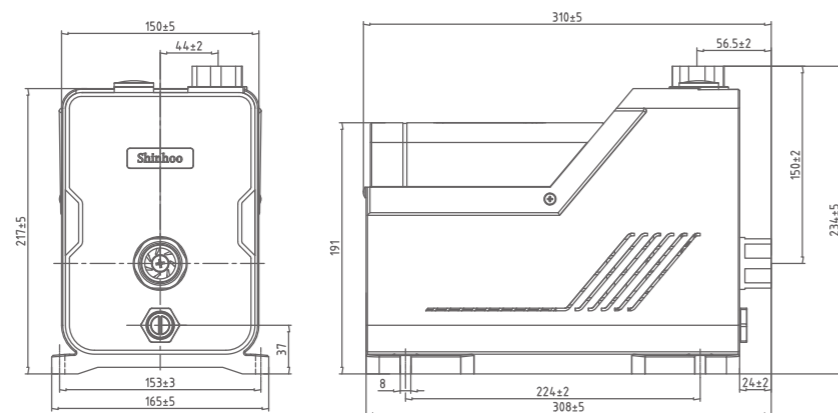


Installation dimensions

Model: PFM03-30EC/ PFM03-30EC Pro



Model: PFB06-22EC



Performance curve



PFM03-30EC Pro



PFM03-30EC

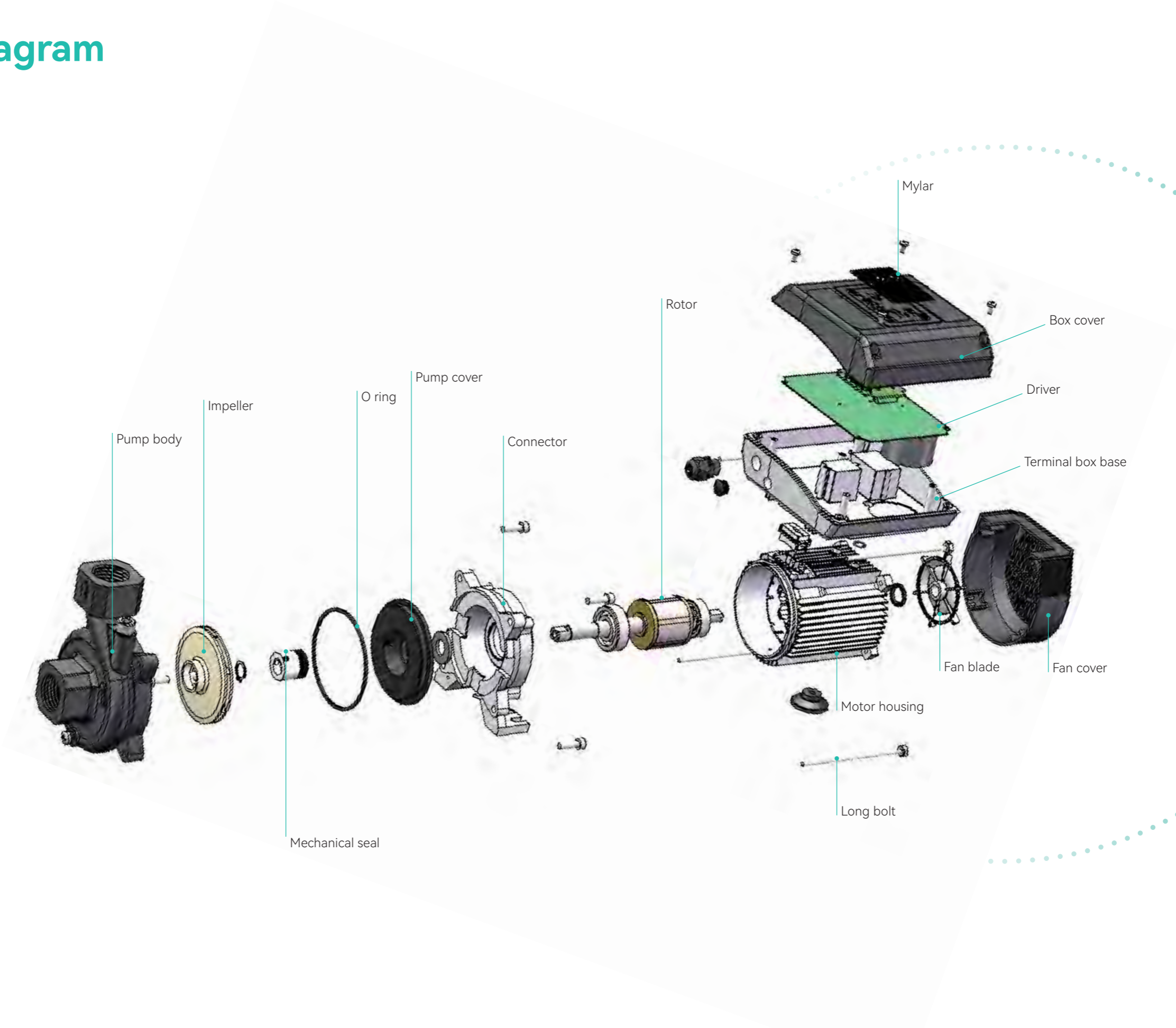


PFB06-22EC

Technical Data

Model	Max Flow (m³/h)	Max Head (m)	Rated Flow (m³/h)	Rated Head (m)	Max Power (W)	Rated Voltage (V)	Max RPM (r/min)	Inlet And Outlet Size (internal thread)
PFM03-30EC Pro	5.5	45	3	30	600	220	5000	G1"
PFM03-30EC	5.5	45	3	30	600	220	5000	G1"
PFB06-22EC	8.5	28	6	22	700	220	5000	G1"

# Structural Diagram






## Application

- Air source heat pump system
- Solar heating system
- Domestic hot water system, etc



## Operation Condition

Model	PFB06-22 Pro	PFM08-36
Voltage	AC 220~240V/50Hz	AC 220~240V,50/60Hz
Liquid PH	6.5 ~ 8.5	6.5 ~ 8.5
Maximum particle size	0.1mm	0.1mm
Medium temperature	0°C ~ 90°C	-20 °C~9 0°C
Ambient temperature	0°C ~ 40°C	-20 °C ~ 55 °C
Voltage fluctuation range	±10%	±10%

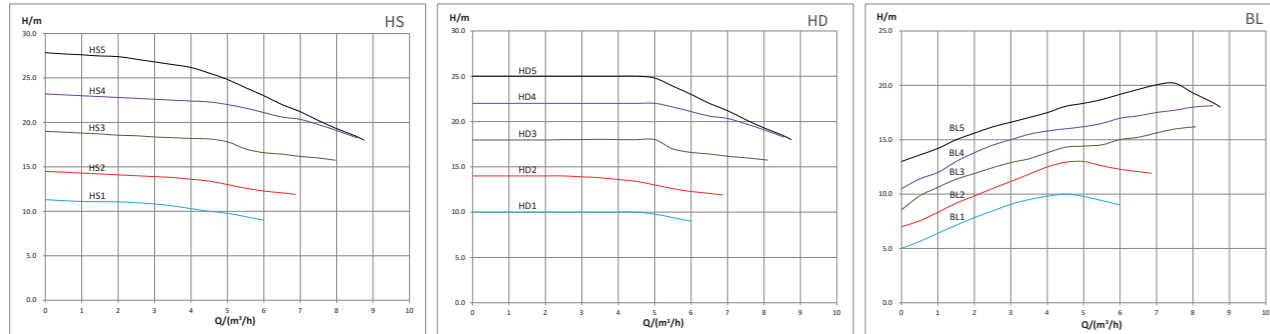


# Booster

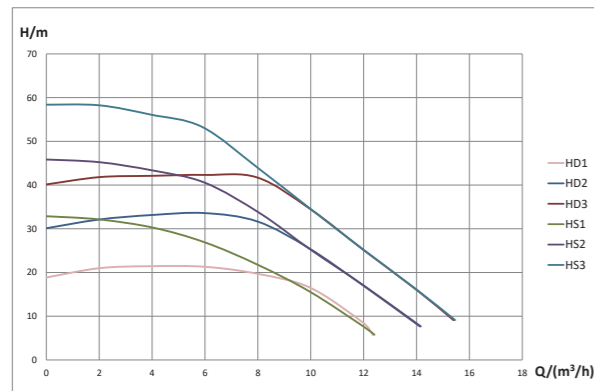
Permanent magnet  
centrifugal pump

## Performance curve

Model:PFB06-22 Pro

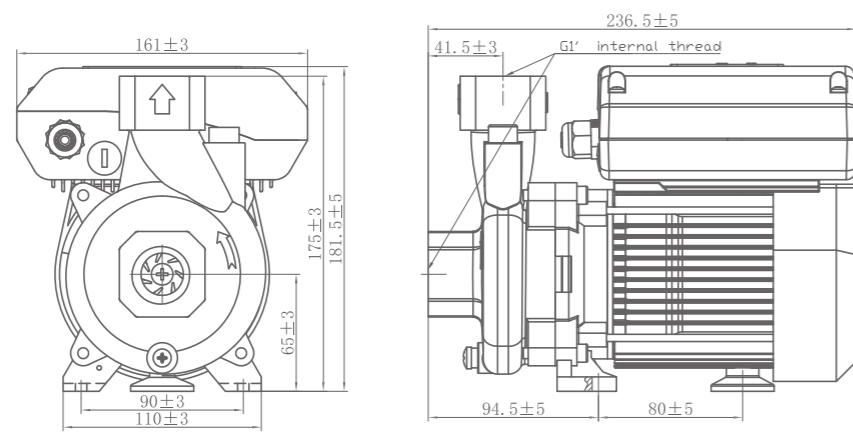


Model:PFM08-36

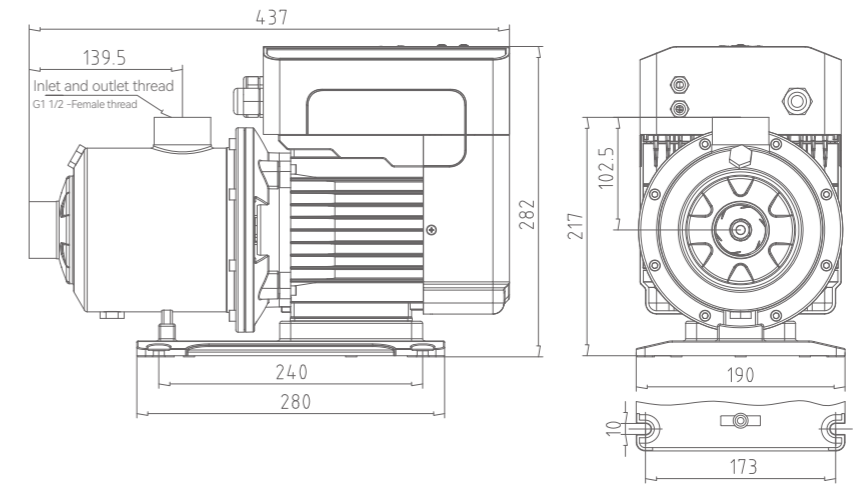


## Installation dimensions

Model:PFB 06-22 Pro



Model:PFM08-36



## Performance curve



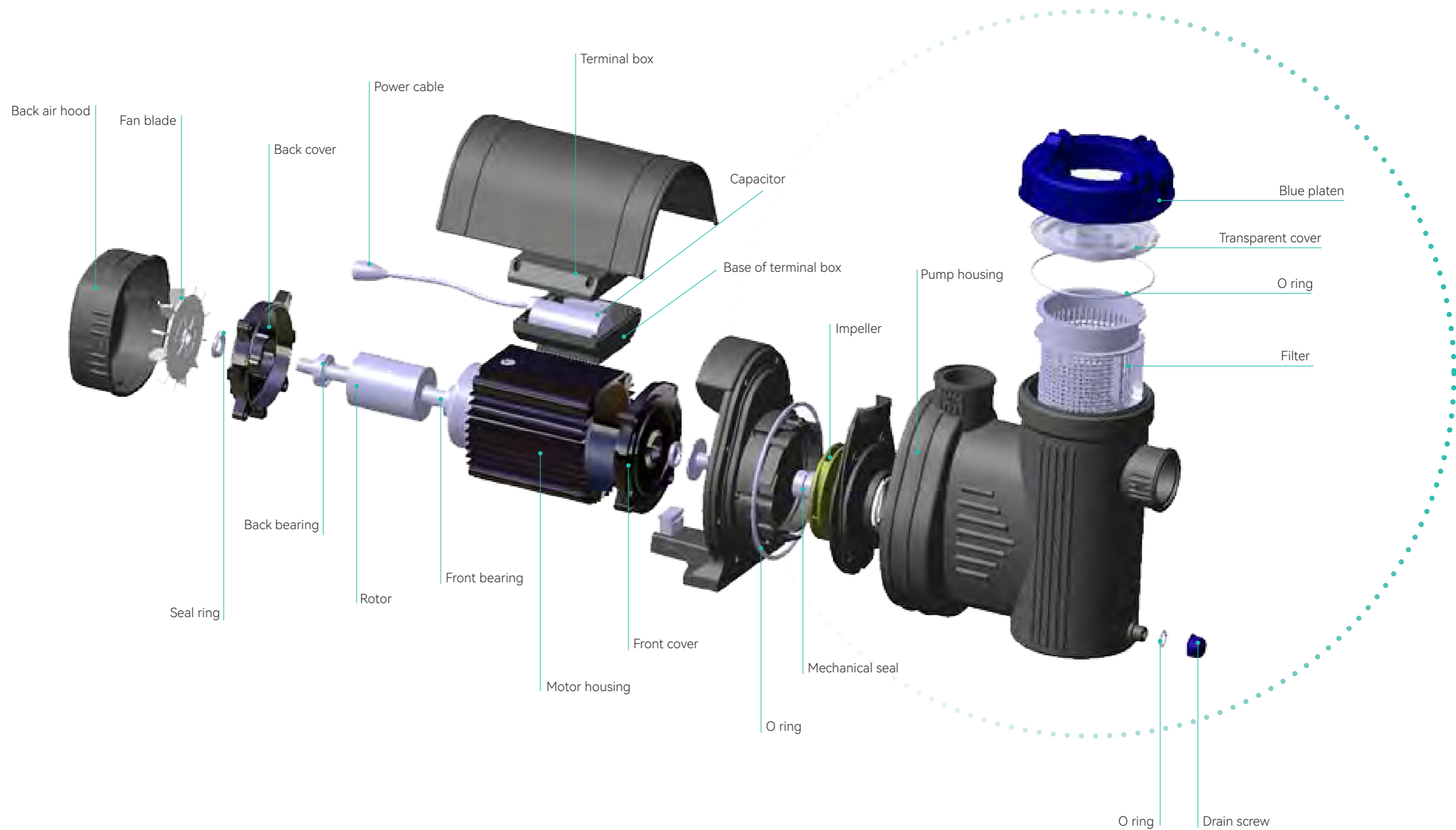
PFB06-22 Pro

PFM08-36

## Technical Data

Model	Max Flow (m³/h)	Max Head (m)	Rated Flow (m³/h)	Rated Head (m)	Max Power (W)	Rated Voltage (V)	Max RPM (r/min)	Inlet And Outlet Size (internal thread)
PFB06-22 Pro	8.5	28	6	22	700	220-240	5000	G1"
PFM08-36	15	58	8	36	1800	220-240	3500	G1 1/2"

# Structural Diagram



## Swimming pool pumps




### Application:

Small family swimming pool  
Family Garden Supply  
Sea water beauty cultivation



## Application

- Small family swimming pool
- Family Garden Supply
- Sea water beauty cultivation



## Technical Data

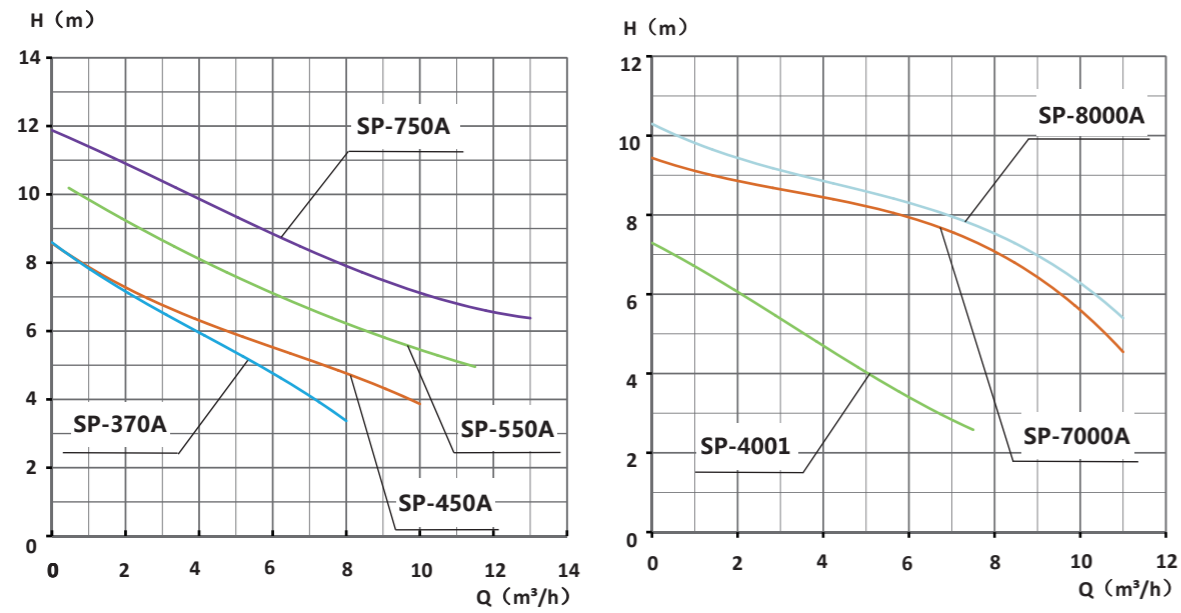


# SP Series

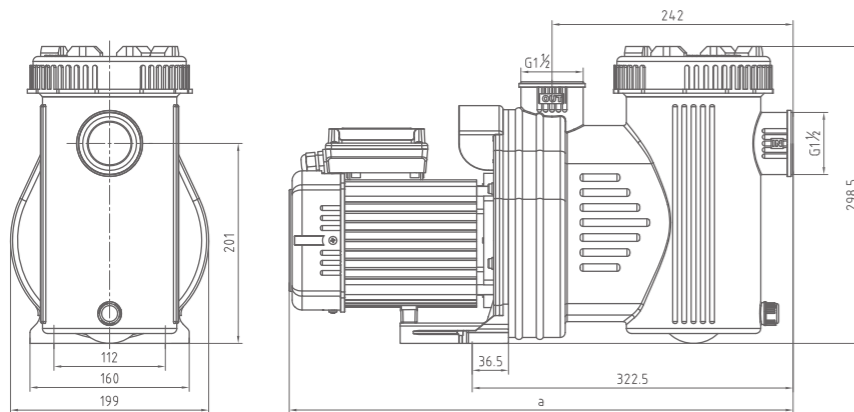
## Swimming pool pumps

Performance parameter							
Model	SP-370A	SP-450A	SP-550A	SP-750A	SP-7000A	SP-8000A	SP-4001
Electrical connection							
Voltage	1-220V/50Hz			AC220V/50Hz			
Input power(W)	400	500	600	850	450	500	300
HP	0.5	0.7	0.8	1.2	0.6	0.7	0.4
Application							
Medium	Clean water						
Medium temp.	5°C~50°C						
Max. Head(m)	8.5	8.5	10.5	13	9.3	10.5	7.5
Max. Flow(L/min)	133	167	192	216	185	195	125
Self-priming(m)	2.5	2.5	2.5	2.5	2.5	2.5	2.5
Inlet Dia.(mm)	40	40	40	40	40	40	40
Outlet Dia.(mm)	40	40	40	40	40	40	40
Max. Pressure(bar)	3.5	3.5	3.5	3.5	3.5	3.5	3.5
Protection Level	IP55	IP55	IP55	IP55	IP55	IP55	IP55
Weight(kg)	9	10.5	13.9	15.9	6	6	5
Carton size(mm)	535*225*345				430*210*235		310*190*240
Material							
Pump Housing	PP+30%GF						
Impeller	PP+30% GF						
Shaft	SUS304+45#/20Cr13						
Mechanical Seal	Graphite & Ceramic/Graphite & Silicon Carbide						

## Performance curve



## Installation dimensions



MODEL	a
SP-370A	496.5
SP-450A	506.5
SP-550A	506.5
SP-750A	506.5



# F-SP Pro Series

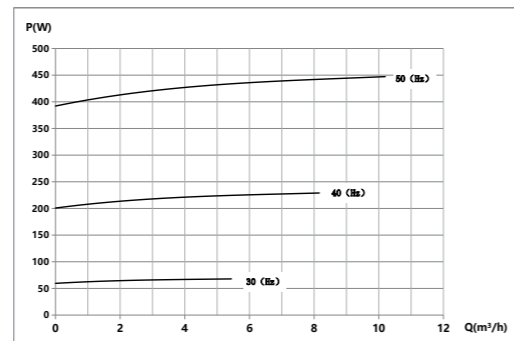
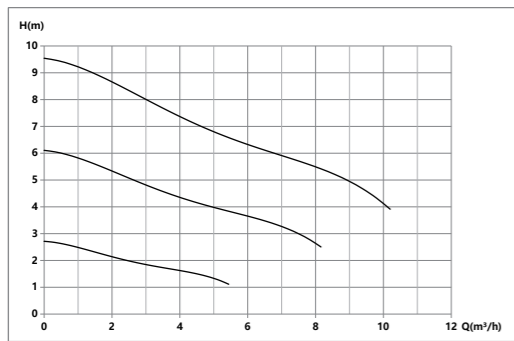
Swimming pool pumps  
with frequency converter

## Application

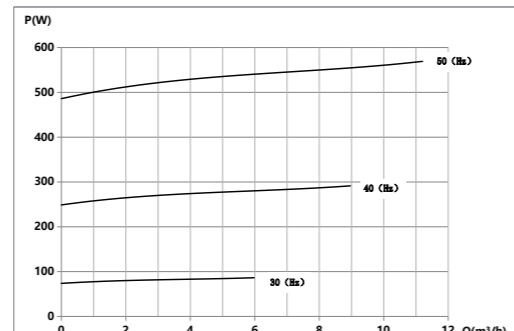
- It is used for water circulation in all kinds of small domestic swimming pools .
- Slightly dirty water with solids in suspension can be perfectly filtered .

## Performance curve

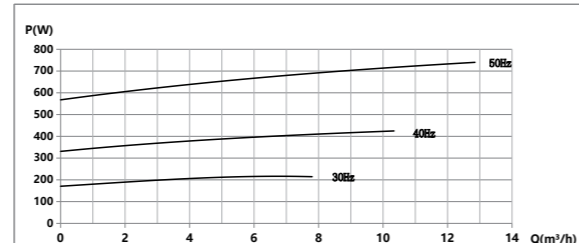
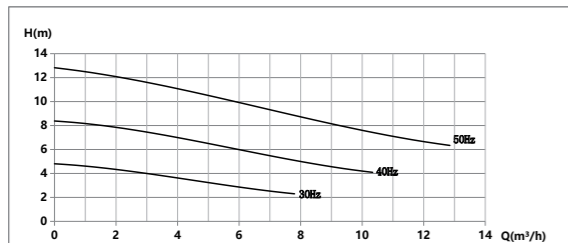
Model:F-SP 16000 Pro



Model:F-SP 19000 Pro



Model:F-SP 21000 Pro



## Features

- Dual Operation Modes
  - Regulate by Hz: 0-50Hz
  - Regulate by RPM: Three gears
- User Friendly Display
- Energy saving up to 75%

## Technical Data

Model	Max Flow (m <sup>3</sup> /h)	Max Head (m)	Max Suction (m)	Input Power (W)	Rated Power (W)	Rated Voltage (V)	Rated RPM (r/min)	IP Class
F-SP 16000 Pro	10	8.5	2.5	500	340	220~240	2860	55
F-SP 19000 Pro	11.5	10.5	2.5	600	400	220~240	2860	55
F-SP 21000 Pro	13	13	2.5	850	600	220~240	2860	55